

Ready to knock on some doors?! Great! Let's get started! On this page, we'll review how to download the MiniVAN app. Once you've downloaded the app, we'll show you how to use the app on your phone to knock on doors in your area without the need for paper (unless you want some handy to take notes).

**Please Note:** The MiniVAN app does require the use of your phone's data, and will consume a considerable amount of battery power. Always canvass with a fully charged phone, and we recommend having a wireless charging pack handy if you own one.

## Downloading the MiniVAN App

If you already have the MiniVAN app on your phone, [click here](#) to see how to canvass.

# Start knocking on doors, talking to voters, and building power in your community.

**Step 1:** Download the MiniVAN app from the App Store or Google Play Store by searching for "MiniVAN".

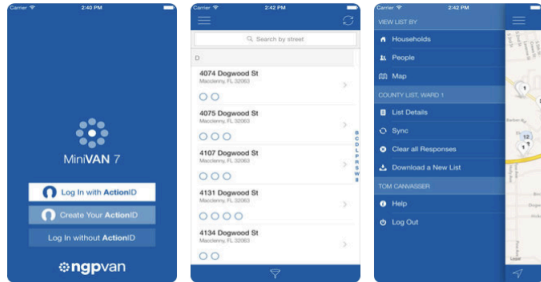
minivan Cancel



MiniVAN Touch  
Business

★★★★☆ 9

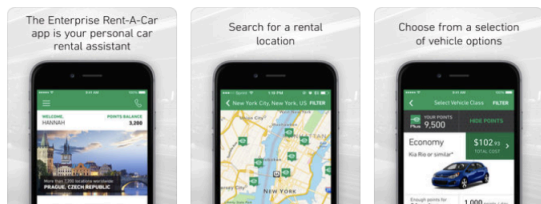
OPEN



Enterprise Rent-A-Car  
Travel

★★★★★ 49.8K

GET



**Step 2:** Once you've downloaded the app, if you have not already done so, you can create your Action ID by clicking on "Create Your ActionID" or you can log in with an existing ActionID. You can see more directions [here](#).



**Step 3:** If you have 2-step verification set up, you may receive a text message with a verification code. Enter the code and click "Verify".



### Two-Factor Authentication

A text message with a 6-digit verification code was just sent to your phone number ending: **1791**.

Verification Code

☐ Remember this device

Didn't receive a code?

[Resend code](#)

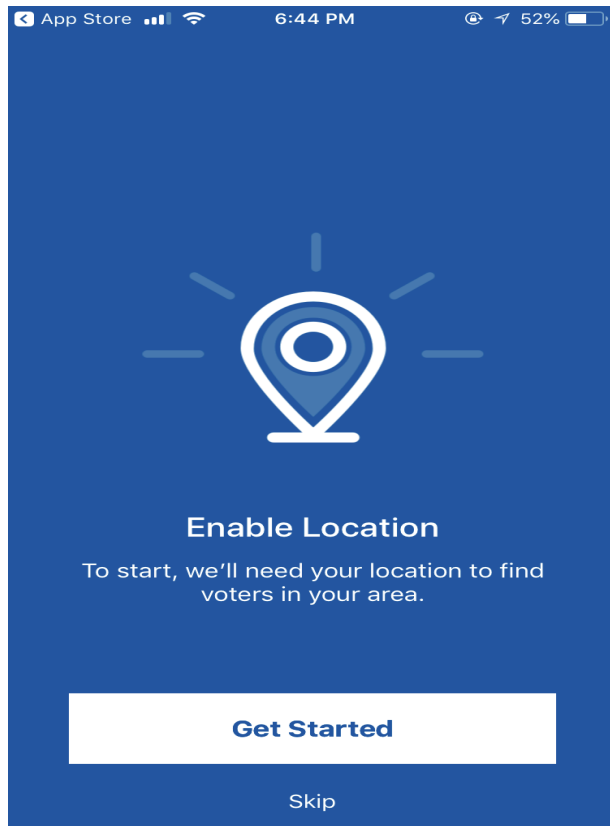
Cancel

Verify

© 2018 NGP VAN

**English (US)** English (UK) Français

**Step 4:** You will be prompted to "Enable Location". To do so, click "Get Started" (this will allow the app to locate the doors closest to you!). You do have to enable location services on your phone in order to use MiniVAN.



**Step 5:** Once you get to the neighborhood you'll be knocking, enter the list number (remember to put the dash in the right place) and then click "Download".

Verizon 12:04 PM 92%

< Back Enter a List Number

Enter a printed list number below or log in to VAN and create a list. Send it to your device by clicking on the MiniVAN icon in My List.

23899222 - 89374

Download List

1	2 ABC	3 DEF
4 GHI	5 JKL	6 MNO
7 PQRS	8 TUV	9 WXYZ
	0	⌫

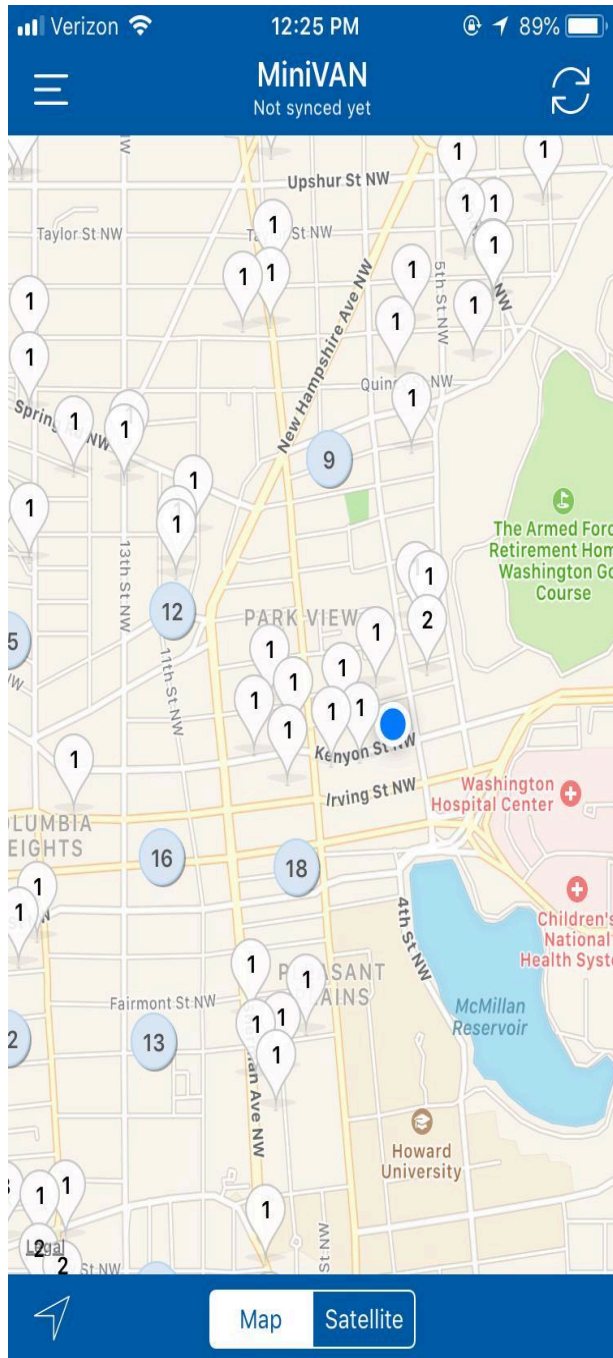
**That's it!** You're all set to start knocking your first set of doors! Read more about canvassing with MiniVAN below.

## Canvassing with MiniVAN

For instructions on Downloading the MiniVAN app, click [here](#).

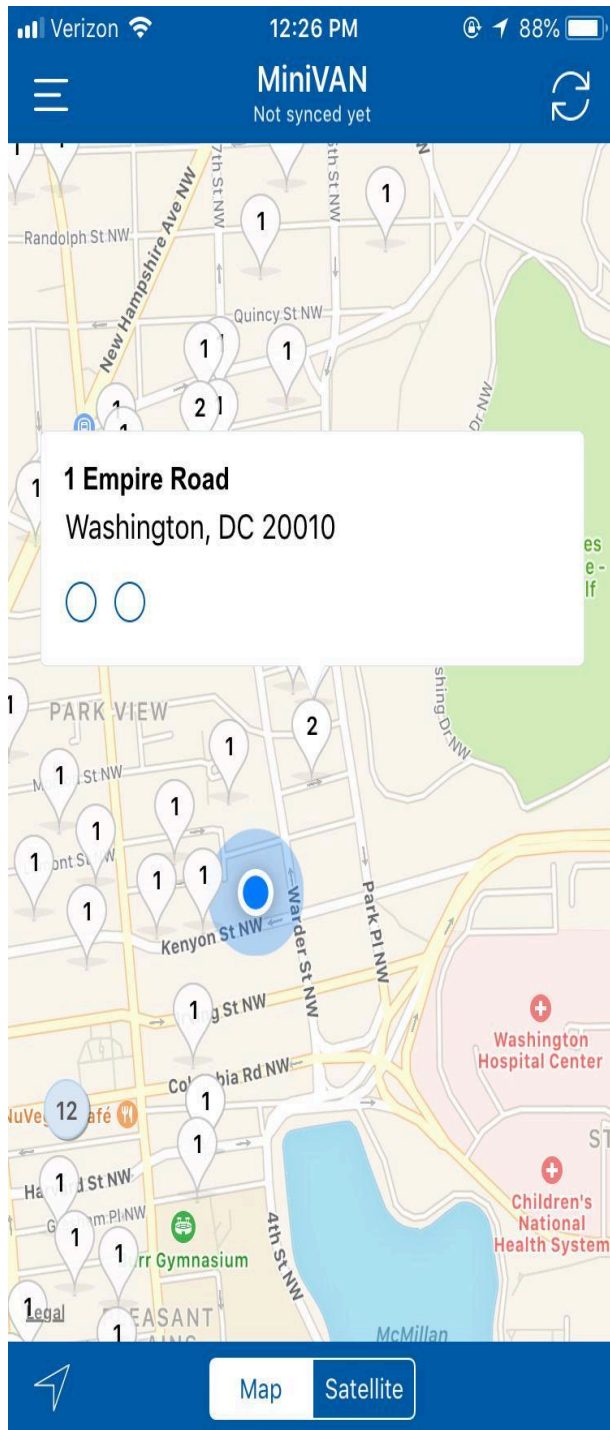
## **Start knocking on doors, talking to voters, and building power in your community.**

**Step 1:** Once you've downloaded your list, you can see the doors you'll be knocking using Map View. You can zoom in on the map to see a more detailed view by pinching your fingers together or moving them apart. The numbers in the bubbles indicate how many voters there are to contact in each area. The blue dot on the screen is where you are on the map.

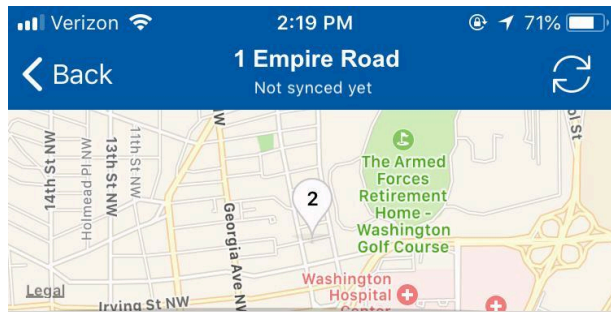


**Step 2:** Zoom in to select a specific door by tapping the bubble for that door. You'll see that there are two blue circles, indicating two voters who live there that you can contact. Select this address.





**Step 3:** Ask to talk to the voters on your list. These are the names of the voters at that address. You should ask for both Luke and Leia if someone answers the door.



**Luke Skywalker** >  
U  
U

---

**Leia Organa** >  
F  
U

---



**Step 4:** Go through the script and record the voter's responses by clicking on the name of the voter you spoke with.

Verizon 12:33 PM 86%

< Back Luke Skywalker  
Last synced 4 minutes ago

Script Details

Were you able to contact this person? N Y

Hi, can I speak with [voter name]?

I'm [volunteer name], I live in this neighborhood and I'm a volunteer with our local indivisible group, [group name]. I'm knocking on doors today asking voters who they plan to support in the upcoming election.

[If not supporting our candidate]

[talking points]

[If they agree to support us]

That's great, I'm so glad we have your support. You're on my list because public records show you're a consistent and reliable voter.

Hide Script

**Step 5:** Once you've received a response to a question, click on that question to record the answer.

Verizon 12:28 PM 88%

**GOTV**

No Response

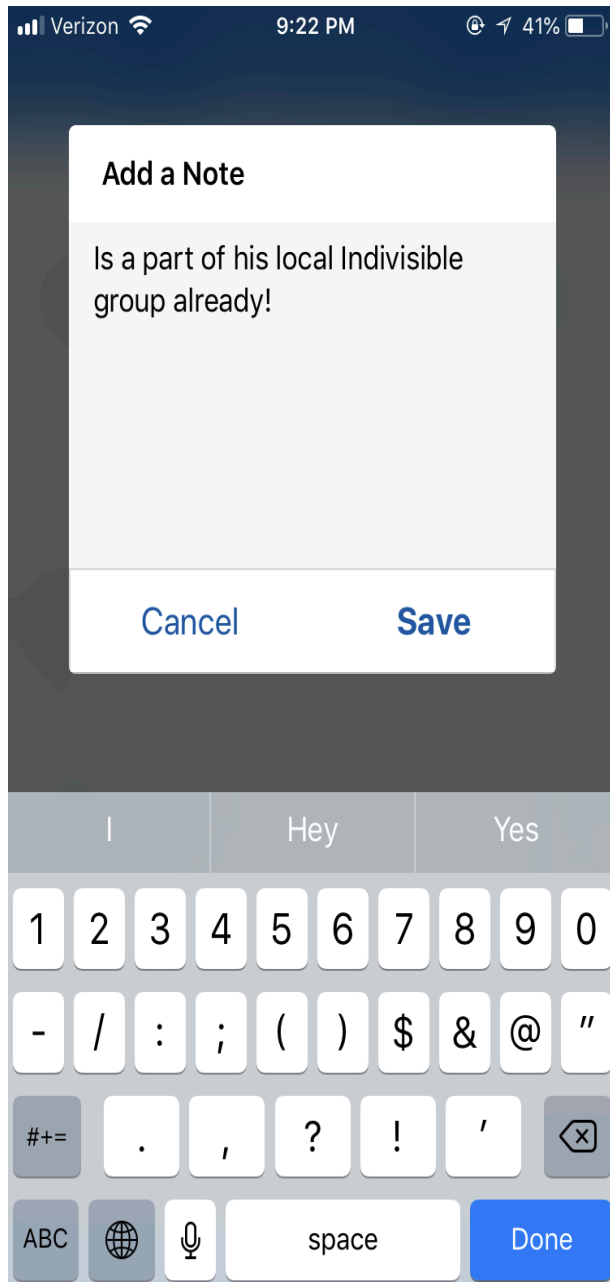
☒ Yes

No

Maybe

Cancel

**Step 6:** If needed, you can select the notes section to record notes for the next canvasser who contacts this voter, but be sure you record answers to survey questions via the answers for that survey question.



**Step 7:** While on this screen, you've been in "Script View". Select "Details" if you would like to find out more about Luke, or to add a phone number or email address.

Verizon 12:34 PM 86%

< Back Luke Skywalker  
Last synced 4 minutes ago

Script Details

Name  
Luke Skywalker

Home Address  
1 Empire Road  
Washington, DC 20010

Voting City  
Washington 20010

Age

Source File Sex  
U

Date Reg

Party  
U

VF VANID

**Step 8:** Go back to the map view and select your next door!

**Step 9:** Very important! As you move through your walk list (**we recommend syncing at least every 3 to 4 doors**) AND at the end of your list, you should click the "Sync" button, the icon in the upper right corner that looks like a cloud with an up arrow in it, to sync your data. You will get a message saying "All canvass data has been synced" if your sync was successful. This ensures that all the work you just did gets saved and can then be added to the voters' files.

**REMEMBER... SYNC OFTEN! You can never sync too many times.**

Thanks for canvassing with Indivisible!